

CUSTOMER SIGNATURE:

DATE:

IN AN EFFORT TO ENSURE ACCURACY, PLEASE REVIEW YOUR DRAWING DIMENSIONS AND FITTING SIZES FOR POSSIBLE ERRORS AND OMISSIONS. CALL WITH ANY CORRECTIONS BEFORE SIGNING THIS DRAWING. ALL TANKS DESIGNED AND/OR BUILT, IN PART OR COMPLETE, BY ALUMITANK OR ANY OF ITS PEOPLE ARE CERTIFIED FOR USE ONLY WITH DISTILLATE, HYDRAULIC, OR WATER. ANY VARIATIONS OF USE OR MODIFICATIONS OF THE TANK ARE PROHIBITED. CUSTOMER SIGNATURE ON DOCUMENT/DRAWING INDICATES AGREEMENT BY SIGNER OR RECIPIENT OF TANK AND HOLDS ALUMITANK HARMLESS.

CUSTOMER NAME:

SIDE OF TRUCK:

SHOP #:

PARTS:

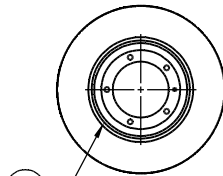
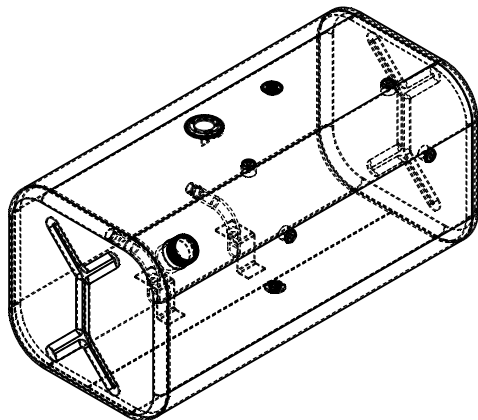
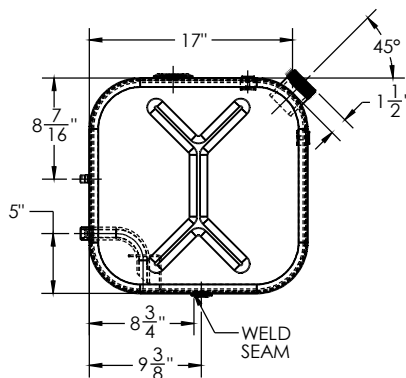
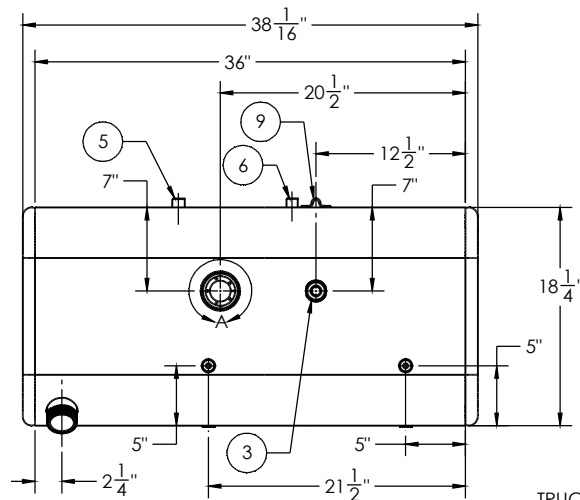
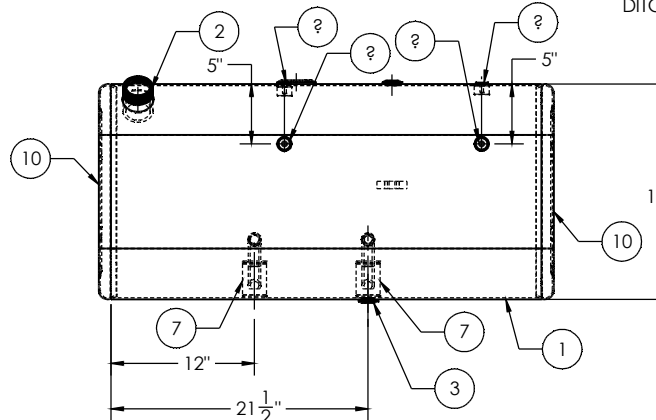
FINISH:

CAPACITY:

SERIAL #:

CHASSIS STYLE:

SHIP DATE:

DETAIL A  
SCALE 1 : 3VIEWED FROM REAR  
OF DITCH SIDETRUCK FRONT  
DITCH SIDE

ITEM NO.	PART NUMBER	DESCRIPTION	AT-FL-2006 /QTY.
1	BRL-117682	1/8" TANK BARREL	1
2	FLN-0481012210	3' LONG - 2" NPSM - 8 TPI MILGRADE ALUMINUM FILL NECK	1
3	FLG-050220	1/2" NPTF MILGRADE ALUMINUM FLANGE	2
4	BSE-00182230	FLAT MILGRADE ALUMINUM SENDER BASE	1
5	TBS-50120100080	1/2" NPTF BENT ALUMINUM TUBE TYPE 1 FIVE INCHES UP	1
6	TBS-40120100080	3/8" NPTF BENT ALUMINUM TUBE TYPE 1 FIVE INCHES UP	1
7	STR-018 (1.125)	SHORT SMALL TUBE STABILIZER (1.125)	2
8	STB-482250	3/8-16 MILGRADE ALUMINUM FLAT STEP BUSHING	4
9	MSC-001	MILGRADE ALUMINUM HOSE CLIP	1
10	ECP-028829212600	18" X 18 1/4" MILGRADE ALUMINUM RECTANGULAR END CAP	2

TITLE:				UNLESS OTHERWISE SPECIFIED:		DRAWN		NAME		DATE	
SIZE				REV		QC		INITIALS		CHECKED	
C						PSI				ENG APPR.	
						DIMS				MFG APPR.	
						PARTS				D.S.A.	
						TAG				COMMENTS:	
						PKG				DWG. NO.	
										AT-FL-2006	
										SCALE: 1:8	
										WEIGHT:	
										SHEET 1 OF 2	

11317 N. US HWY 14  
HARVARD, IL 60033  
815-943-6649

800-452-4630  
FAX 855-774-6918  
WWW.ALUMITANK.COM  
INFO@ALUMITANK.COM

AlumiTank®  
THE FUEL TANK SPECIALISTS

11317 N. US HWY 14  
HARVARD, IL 60033  
815-943-6649

800-452-4630  
FAX 855-774-6918  
WWW.ALUMITANK.COM  
INFO@ALUMITANK.COM

DWG. NO.  
AT-FL-2006

SCALE: 1:8 WEIGHT: SHEET 1 OF 2