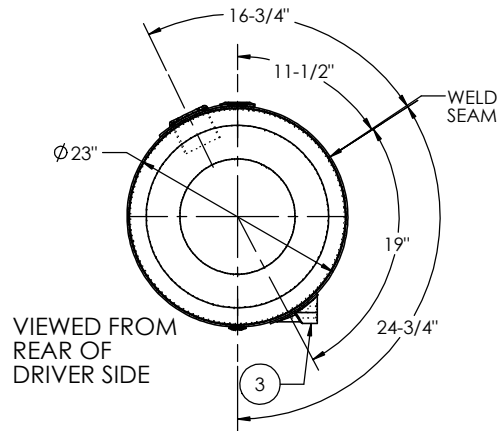
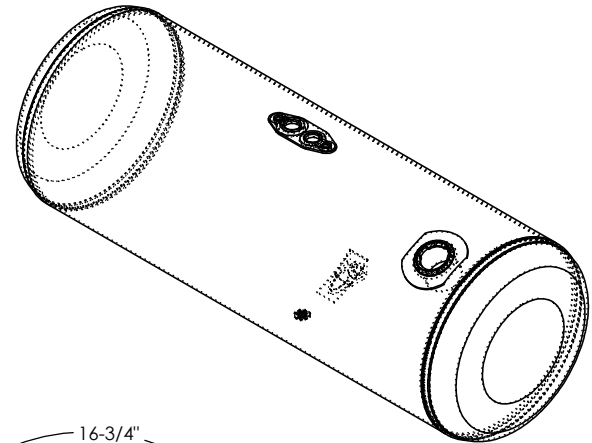
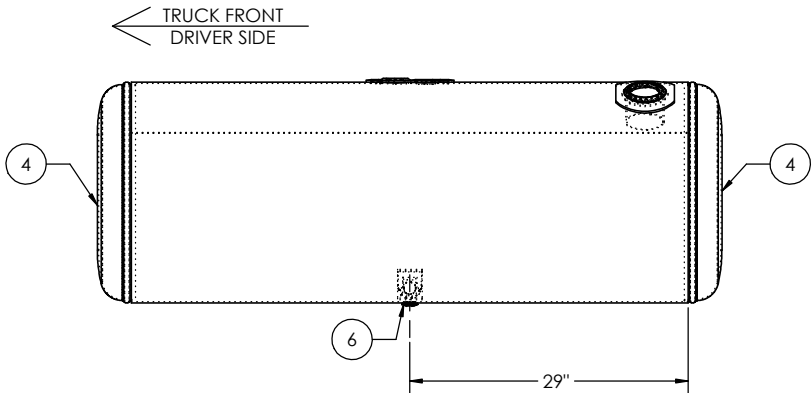
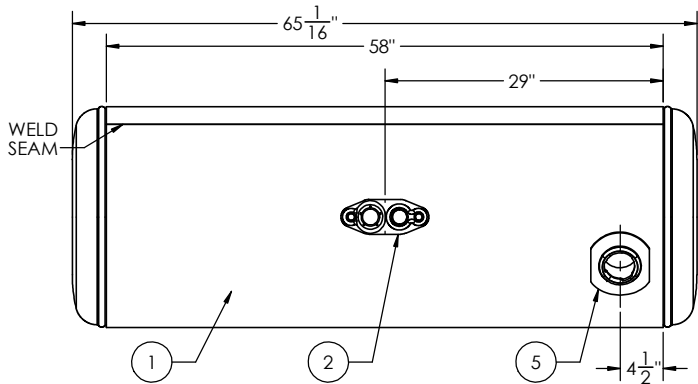


| | | | | | | | | | | | |
|---|--|-------------|--|----------------------|--|----------------------|--|------------------|--|--------------|--|
| CUSTOMER SIGNATURE: _____ | | DATE: _____ | | CUSTOMER NAME: _____ | | SIDE OF TRUCK: _____ | | SHOP #: _____ | | PARTS: _____ | |
| <p>IN AN EFFORT TO ENSURE ACCURACY, PLEASE REVIEW YOUR DRAWING DIMENSIONS AND FITTING SIZES FOR POSSIBLE ERRORS AND OMISSIONS. CALL WITH ANY CORRECTIONS BEFORE SIGNING THIS DRAWING. ALL TANKS DESIGNED AND/OR BUILT, IN PART OR COMPLETE, BY ALUMITANK OR ANY OF ITS PEOPLE ARE CERTIFIED FOR USE ONLY WITH DISTILLATE, HYDRAULIC, OR WATER. ANY VARIATIONS OF USE OR MODIFICATIONS OF THE TANK ARE PROHIBITED. CUSTOMER SIGNATURE ON DOCUMENT/DRAWING INDICATES AGREEMENT BY SIGNER OR RECIPIENT OF TANK AND HOLDS ALUMITANK HARMLESS.</p> | | | | FINISH: _____ | | CAPACITY: _____ | | SERIAL #: _____ | | | |
| | | | | CHASSIS STYLE: _____ | | | | SHIP DATE: _____ | | | |
| | | | | | | | | | | | |
| | | | | | | | | | | | |



| ITEM NO. | PART NUMBER | DESCRIPTION | QTY. |
|----------|----------------|---|------|
| 1 | BRL-AT-PB-1134 | 1/8" TANK BARREL | 1 |
| 2 | ADP-1132210 | MILGRADE ALUMINUM PETERBILT ADAPTER PLATE | 1 |
| 3 | COC-70210 | 1" NPTF CAST ALUMINUM CASTING | 1 |
| 4 | ECP-3680012200 | 23" MILGRADE ALUMINUM PETERBILT STYLE END CAP | 2 |
| 5 | FLN-110022200 | MILGRADE ALUMINUM PETERBILT FILL NECK | 1 |
| 6 | FLG-050220 | 1/2" NPTF MILGRADE ALUMINUM FLANGE | 1 |

| | | | | | | | | | | | |
|--|-----|-------|----------|---|--|-----------------------------|--|---|--|----------------------------|--|
| TITLE: _____ | | | | UNLESS OTHERWISE SPECIFIED: DIMENSIONS ARE IN INCHES TOLERANCES: FRACTIONAL: ± ANGULAR: MACH ± BEND ± TWO PLACE DECIMAL ± THREE PLACE DECIMAL ± | | | | DRAWN: _____ CHECKED: _____ ENG APPR: _____ MFG APPR: _____ Q.A.: _____ | | NAME: _____ DATE: _____ | |
| SIZE C | REV | QC | INITIALS | INTERPRET GEOMETRIC TOLERANCING PER: _____ | | MATERIAL: 5052 H32 ALUMINUM | | FINISH: SEE BOM | | DO NOT SCALE DRAWING | |
| | | PSI | | | | | | | | | |
| | | DIMS | | | | | | | | | |
| | | PARTS | | | | | | | | | |
| TAG | | | | | | | | | | | |
| PKG | | | | | | | | | | | |
| PROPRIETARY AND CONFIDENTIAL THE INFORMATION CONTAINED IN THIS DRAWING IS THE SOLE PROPERTY OF ALUMITANK. ANY REPRODUCTION IN PART OR AS A WHOLE WITHOUT THE WRITTEN PERMISSION OF ALUMITANK IS PROHIBITED. | | | | 11317 N. US HWY 14 HARVARD, IL 60033 815-943-6649 | | | | 800-652-6630 FAX 855-774-6918 WWW.ALUMITANK.COM INFO@ALUMITANK.COM | | | |
| | | | | DWG. NO. AT-PB-1134 | | | | SCALE: 1:10 WEIGHT: SHEET 1 OF 1 | | | |